



**QUARTERLY PHYSICAL REPORT OF OPERATIONS**  
 As of June 30, 2023

Department: State Universities and Colleges (SUCs)  
 Agency: UNIVERSITY OF EASTERN PHILIPPINES  
 Organization Code (UACS) 08 082 00 00000

| PARTICULAR  | UACS CODE         | Physical Targets |             |             |             | TOTAL   | Physical Accomplishment |             |             |             | Total   | Variance | Remarks |
|---|-------------------|------------------|-------------|-------------|-------------|---------|-------------------------|-------------|-------------|-------------|---------|----------|---------|
|   |                   | 1st Quarter      | 2nd Quarter | 3rd Quarter | 4th Quarter |         | 1st Quarter             | 2nd Quarter | 3rd Quarter | 4th Quarter |         |          |         |
| PART A  |                   |                  |             |             |             |         |                         |             |             |             |         |          |         |
| I. OPERATIONS   |                   |                  |             |             |             |         |                         |             |             |             |         |          |         |
| <b>MFO 1. HIGHER EDUCATION PROGRAM</b>  | 310100<br>0000000 |                  |             |             |             |         |                         |             |             |             |         |          |         |
| <b>Outcome Indicators</b>   |                   |                  |             |             |             |         |                         |             |             |             |         |          |         |
| 1. Percentage of first-time licensure examination takers that pass the licensure exams.                             |                   | 87.00%           | 87.00%      | 87.00%      | 87.00%      | 87.00%  | 40.91%                  | 58.49%      | -           | -           | 58.49%  | -28.51%  |         |
| 2. Percentage of graduates (2 years prior) that are employed.   |                   | 88.00%           | 88.00%      | 88.00%      | 88.00%      | 88.00%  | 63.11%                  | 71.95%      | -           | -           | 71.95%  | -16.05%  |         |
| <b>Output Indicators</b>  |                   |                  |             |             |             |         |                         |             |             |             |         |          |         |
| 1. Percentage of undergraduate student population enrolled in CHED-identified and RDC-identified priority programs. |                   | -                | -           | 85.00%      | -           | 85.00%  | -                       | -           | -           | -           | -       | -85.00%  |         |
| 2. Percentage of undergraduate programs accreditation.  |                   | 100.00%          | 100.00%     | 100.00%     | 100.00%     | 100.00% | 100.00%                 | 100.00%     | -           | -           | 100.00% | 0.00%    |         |



**QUARTERLY PHYSICAL REPORT OF OPERATIONS**  
 As of June 30, 2023

Department: State Universities and Colleges (SUCs)  
 Agency: UNIVERSITY OF EASTERN PHILIPPINES  
 Organization Code (UACS) 08 082 00 00000

| PARTICULAR  | UACS CODE           | Physical Targets |             |             |             | TOTAL  | Physical Accomplishment |             |             |             | Total   | Variance | Remarks |
|---|---------------------|------------------|-------------|-------------|-------------|--------|-------------------------|-------------|-------------|-------------|---------|----------|---------|
|   |                     | 1st Quarter      | 2nd Quarter | 3rd Quarter | 4th Quarter |        | 1st Quarter             | 2nd Quarter | 3rd Quarter | 4th Quarter |         |          |         |
| <b>MFO 2. ADVANCE EDUCATION PROGRAM</b>   | 32010000<br>0000000 |                  |             |             |             |        |                         |             |             |             |         |          |         |
| <b>Outcomes Indicators</b>  |                     |                  |             |             |             |        |                         |             |             |             |         |          |         |
| 1. Percentage of graduate school faculty engaged in research work applied in any of the following:  |                     | 64.15%           | 64.15%      | 64.15%      | 64.15%      | 64.15% | 25.33%                  | 25.33%      | -           | -           | 25.33%  | -38.82%  |         |
| a. Pursuing advance research degree program (PhD).  |                     |                  |             |             |             |        |                         |             |             |             |         |          |         |
| b. Actively pursuing in the last three (3) years (investigative research, basic and applied scientific research, policy research, social science research). |                     |                  |             |             |             |        |                         |             |             |             |         |          |         |
| c. Producing technologies for commercialization or livelihood improvement.  |                     |                  |             |             |             |        |                         |             |             |             |         |          |         |
| d. Whose research work resulted in an extension program.  |                     |                  |             |             |             |        |                         |             |             |             |         |          |         |
| <b>Output Indicators</b>  |                     |                  |             |             |             |        |                         |             |             |             |         |          |         |
| 1. Percentage of graduate students enrolled in research.  |                     | -                | -           | 89.00%      | -           | 89.00% | -                       | -           | -           | -           | -       | -89.00%  |         |
| 2. Percentage of accredited graduate program.   |                     | 48.00%           | 48.00%      | 48.00%      | 48.00%      | 48.00% | 100.00%                 | 100.00%     | -           | -           | 100.00% | 52.00%   |         |



UNIVERSITY TOWN, INDIAN TRAIL, SARANGANI  
Web: <http://uep.edu.ph>; Email: [uepnsofficial@gmail.com](mailto:uepnsofficial@gmail.com)  
As of June 30, 2023

Department: State Universities and Colleges (SUCs)  
Agency: UNIVERSITY OF EASTERN PHILIPPINES  
Organization Code (UACS) 08 082 00 00000

| PARTICULAR  | UACS CODE           | Physical Targets |             |             |             | TOTAL  | Physical Accomplishment |             |             |             | Total  | Variance |
|---|---------------------|------------------|-------------|-------------|-------------|--------|-------------------------|-------------|-------------|-------------|--------|----------|
|   |                     | 1st Quarter      | 2nd Quarter | 3rd Quarter | 4th Quarter |        | 1st Quarter             | 2nd Quarter | 3rd Quarter | 4th Quarter |        |          |
| <b>MFO 3. RESEARCH PROGRAM</b>  | 32020000<br>0000000 |                  |             |             |             |        |                         |             |             |             |        |          |
| <b>Outcome Indicators</b>   |                     |                  |             |             |             |        |                         |             |             |             |        |          |
| 1. Number of research outputs in the last three years utilized by the industry or other beneficiaries.            |                     | 10               | 30          | 50          | 20          | 110    | 20                      | 31          | -           | -           | 51     | -59      |
| <b>Output Indicators</b>  |                     |                  |             |             |             |        |                         |             |             |             |        |          |
| 1. Number of research outputs completed within the year.  |                     | 5                | 20          | 15          | 5           | 45     | 9                       | 18          | -           | -           | 27     | -18      |
| 2. Percentage of research outputs published in international-refereed or CHED recognized journal within the year. |                     | 33.00%           | 33.00%      | 33.00%      | 33.00%      | 33.00% | 0.00%                   | 17.78%      | -           | -           | 17.78% | -15.22%  |



**QUARTERLY PHYSICAL REPORT OF OPERATIONS**  
 As of June 30, 2023

Department: State Universities and Colleges (SUCs)  
 Agency: UNIVERSITY OF EASTERN PHILIPPINES  
 Organization Code (UACS) 08 082 00 00000

| PARTICULAR   | UACS CODE           | Physical Targets |             |             |             | TOTAL  | Physical Accomplishment |             |             |             | Total   | Variance | Remarks |
|--|---------------------|------------------|-------------|-------------|-------------|--------|-------------------------|-------------|-------------|-------------|---------|----------|---------|
|  |                     | 1st Quarter      | 2nd Quarter | 3rd Quarter | 4th Quarter |        | 1st Quarter             | 2nd Quarter | 3rd Quarter | 4th Quarter |         |          |         |
| OO. Community engagement increased   |                     |                  |             |             |             |        |                         |             |             |             |         |          |         |
| <b>MFO 4. TECHNICAL ADVISORY EXTENSION PROGRAM</b>   | 33010010<br>0001000 |                  |             |             |             |        |                         |             |             |             |         |          |         |
| <b>Outcomes Indicator</b>  |                     |                  |             |             |             |        |                         |             |             |             |         |          |         |
| 1. Number of active partnerships with LGUs, industries, NGAs, SMEs, and other stakeholders as a result of extension activities.                  |                     | 9                | 9           | 9           | 9           | 36     | 3                       | 21          | -           | -           | 24      | -12      |         |
| <b>Output Indicators</b>   |                     |                  |             |             |             |        |                         |             |             |             |         |          |         |
| 1. Number of trainees weighted by the length of training.  |                     | 1200             | 1300        | 1300        | 1300        | 5100   | 0                       | 2005        | -           | -           | 2005    | -3095    |         |
| 2. Number of extension programs organized and supported consistent with the SUCs mandated and priority programs.                                 |                     | 6                | 6           | 6           | 6           | 24     | 0                       | 38          | -           | -           | 38      | 14       |         |
| 3. Percentage of beneficiaries who rate the training course/s and advisory services as satisfactory or higher in terms of quality and relevance. |                     | 90.00%           | 90.00%      | 90.00%      | 90.00%      | 90.00% | 100.00%                 | 100.00%     | -           | -           | 100.00% | 10.00%   |         |



**QUARTERLY PHYSICAL REPORT OF OPERATIONS**  
 As of June 30, 2023

Department: State Universities and Colleges (SUCs)  
 Agency: UNIVERSITY OF EASTERN PHILIPPINES  
 Organization Code (UACS) 08 082 00 00000

| PARTICULAR  | UACS CODE | Physical Targets |             |             |             | TOTAL   | Physical Accomplishment |             |             |             | Total   | Variance | Remarks               |
|---|-----------|------------------|-------------|-------------|-------------|---------|-------------------------|-------------|-------------|-------------|---------|----------|-----------------------|
|   |           | 1st Quarter      | 2nd Quarter | 3rd Quarter | 4th Quarter |         | 1st Quarter             | 2nd Quarter | 3rd Quarter | 4th Quarter |         |          |                       |
| <b>II. Locally Funded Projects</b>  |           |                  |             |             |             |         |                         |             |             |             |         |          |                       |
| <b>UEP MAIN CAMPUS</b>  |           |                  |             |             |             |         |                         |             |             |             |         |          |                       |
| 1. Completion of Academic Building  |           | 100.00%          | -           | -           | -           | 100.00% | 100.00%                 | -           | -           | -           | 100.00% | 0.00%    | completed 1st Quarter |
| 2. Completion of Library  |           | 100.00%          | -           | -           | -           | 100.00% | 100.00%                 | -           | -           | -           | 100.00% | 0.00%    | completed 1st Quarter |
| 3. Improvement of Water System and Comfort Room Facilities (UEP Main Campus)                        |           | 93.19%           | 100.00%     | -           | -           | 100.00% | 91.32%                  | 94.52%      | -           | -           | 94.52%  | -5.48%   | on-going              |
| 4. Completion of UEP Agripark Training Center   |           | 68.95%           | 100.00%     | -           | -           | 100.00% | 64.78%                  | 78.99%      | -           | -           | 78.99%  | -21.01%  | on-going              |
| 5. Installation of Gate with Landscaping  |           | 100.00%          | -           | -           | -           | 100.00% | 91.02%                  | 93.31%      | -           | -           | 93.31%  | -6.69%   | on-going              |
| 6. Upgrading and Improvement of Comfort Rooms and Water System in all Colleges                      |           | 100.00%          | -           | -           | -           | 100.00% | 100.00%                 | -           | -           | -           | 100.00% | 0.00%    | completed 1st Quarter |
| 7. Construction of Natural Production Facility  |           | 17.88%           | 100.00%     | -           | -           | 100.00% | 16.91%                  | 26.04%      | -           | -           | 26.04%  | -73.96%  | on-going              |
| 8. Repair and Improvement of UEP White Beach Resort   |           | 50.38%           | 100.00%     | -           | -           | 100.00% | 55.63%                  | 91.72%      | -           | -           | 91.72%  | -8.28%   | on-going              |
| 9. Improvement of CVM Laboratory Rooms and Conversion of Three Lecture Rooms into Two Lecture Rooms |           | 75.14%           | 100.00%     | -           | -           | 100.00% | 91.19%                  | 100.00%     | -           | -           | 100.00% | 0.00%    | completed 2nd Quarter |



Republic of the Philippines  
**UNIVERSITY OF EASTERN PHILIPPINES**  
 University Town, Northern Samar  
 Web: <http://uep.edu.ph>; Email: [uepnsofficial@gmail.com](mailto:uepnsofficial@gmail.com)




**QUARTERLY PHYSICAL REPORT OF OPERATIONS**  
 As of June 30, 2023

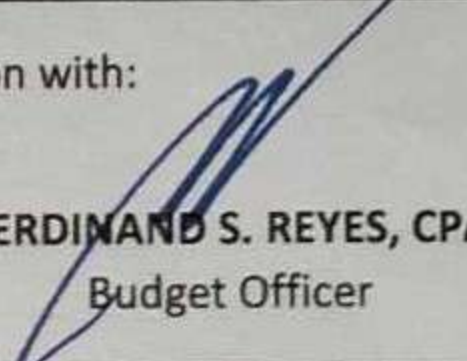
Department: State Universities and Colleges (SUCs)  
 Agency: UNIVERSITY OF EASTERN PHILIPPINES  
 Organization Code (UACS): 08 082 00 00000

| PARTICULAR   | UACS CODE | Physical Targets |             |             |             | TOTAL   | Physical Accomplishment |             |             |             | Total   | Variance | Remarks               |
|--|-----------|------------------|-------------|-------------|-------------|---------|-------------------------|-------------|-------------|-------------|---------|----------|-----------------------|
|  |           | 1st Quarter      | 2nd Quarter | 3rd Quarter | 4th Quarter |         | 1st Quarter             | 2nd Quarter | 3rd Quarter | 4th Quarter |         |          |                       |
| <b>II. Locally Funded Projects</b>   |           |                  |             |             |             |         |                         |             |             |             |         |          |                       |
| 10. Materials Recovery Facility  |           | 5.28%            | 15.74%      | 88.65%      | 100.00%     | 100.00% | 8.03%                   | 40.13%      | -           | -           | 40.13%  | -59.87%  | on-going              |
| <b>UEP PRM CAMPUS</b>  |           |                  |             |             |             |         |                         |             |             |             |         |          |                       |
| 11. Improvement of Water System and Comfort Room Facilities (UEP PRM Campus) |           | 90.00%           | 100.00%     | -           | -           | 100.00% | 90.00%                  | 100.00%     | -           | -           | 100.00% | 0.00%    | completed 2nd Quarter |
| 12. Completion of Administration Annex Building (Phase I)                    |           | 20.00%           | 60.00%      | 100.00%     | -           | 100.00% | 10.00%                  | 36.11%      | -           | -           | 36.11%  | -63.89%  | on-going              |
| <b>UEP LAOANG CAMPUS</b>   |           |                  |             |             |             |         |                         |             |             |             |         |          |                       |
| 13. Finishing Works for New Administration Building - UEP Laoang             |           | 100.00%          | -           | -           | -           | 100.00% | 100.00%                 | -           | -           | -           | 100.00% | 0.00%    | completed 1st Quarter |
| 14. Repair of Drainage, Phase II   |           | 75.06%           | 100.00%     | -           | -           | 100.00% | 72.40%                  | 100.00%     | -           | -           | 100.00% | 0.00%    | completed 2nd Quarter |
| 15. Retrofitting of Classroom and Construction of Handwashing Facilities     |           | 71.92%           | 100.00%     | -           | -           | 100.00% | 69.60%                  | 100.00%     | -           | -           | 100.00% | 0.00%    | completed 2nd Quarter |
| 16. Repair and Retrofitting of Criminology Building                          |           | 55.00%           | 100.00%     | -           | -           | 100.00% | 50.00%                  | 98.00%      | -           | -           | 98.00%  | -2.00%   | on-going              |


Prepared by:

  
 EMILY S. ADORA, MPA  
 Planning Officer

In coordination with:

  
 FERDINAND S. REYES, CPA  
 Budget Officer

Approved:

  
 CHERRY I. ULTRA, PhD  
 President