

QUARTERLY PHYSICAL REPORT OF OPERATIONS
As of **2019 June 30**

COMMISSION REPORT RECEIVED
Page 1 of 4
DATE 3/11/2020
BY: N. K. C. P. O. G.
DATE: 10-10-19 2:14PM

Department: State Universities and Colleges
Agency: UNIVERSITY OF EASTERN PHILIPPINES
Organization Code (UACS): 08 082 00 00000

PARTICULAR	UACS CODE	Physical Targets				Total	Physical Accomplishments					Variance	Remarks
		1st Quarter	2nd Quarter	3rd Quarter	4th Quarter		1st Quarter	2nd Quarter	3rd Quarter	4th Quarter	Total		
1	2	3	4	5	6	7= (3+4+5+6)	8	9	10	11	12= (8+9+10+11)	13	14
PART A													
I. OPERATIONS													
MFO 1. HIGHER EDUCATION PROGRAM	310100 000000000												
Outcome Indicators													
1. Percentage of first-time licensure examination takers that pass the licensure exams		11.61%	8.98%	57.07%	9.34%	87%	36.66%	64.76%			101.42%	14.42%	
2. Percentage of graduates (2 years prior) that are employed		-	84.66%		3.34%	88%	61.51%	-			61.51%	26.49%	
Output Indicators													
1. Percentage undergraduate student population enrolled in CHED-identified and RDC-Identified priority programs		30.00%		55.00%		85%	45.66%	-				39.34%	
2. Percentage of undergraduate programs accreditation		23%	30%	20%	27%	100%	-	25%			25%	75%	
MFO. 2 ADVANCED EDUCATION PROGRAM	320100 000000000												
Outcome Indicators													
1. Percentage of graduate school faculty engaged in resrach work applied in resrach work applied in any of the following:													
a. Pursuing advanced resrach degree program (PhD.)		12%	12%	12%	12%	48%	13%	13%			26%	22%	

QUARTERLY PHYSICAL REPORT OF OPERATIONS

As of 2019 June 30

Department: State Universities and Colleges
 Agency: UNIVERSITY OF EASTERN PHILIPPINES
 Organization Code (UACS): 08 082 00 00000

PARTICULAR	UACS CODE	Physical Targets				Total	Physical Accomplishments					Variance	Remarks
		1st Quarter	2nd Quarter	3rd Quarter	4th Quarter		1st Quarter	2nd Quarter	3rd Quarter	4th Quarter	Total		
1	2	3	4	5	6	7= (3+4+5+6)	8	9	10	11	12= (8+9+10+11)	13	14
b. Actively pursuing in the last three (3) years (investigative research, basic and applied scientific research, policy research, social science research)		20%	20%	21%	22%	83%	22%	22%			44%	-39%	
c. producing technologies for commercialization or livelihood improvement		3%	4%	5%	8%	20%	8%	8%			16%	-4%	
d. whose research work resulted in an extension program		5%	5%	6%	6%	22%	6%	7%			13%	-9%	
Output Indicators													
1. Percentage of graduate students enrolled in research		20%	22%	23%	24%	89%	24%	25%			49%	-40%	
2. Percentage of accredited graduate programs		12%	12%	12%	12%	48%	14%	16%			30%	-18%	
MFO 3. RESEARCH PROGRAM	3201000 00000000												
Outcome Indicators													
1. Number of research outputs in the last three years utilized by the industry or other beneficiaries		25	25	30	30	110	15	16			31	-32	
Output Indicators													
1. Number of research outputs completed within the year.		2	5	15	23	45	5	8			13	-32	

QUARTERLY PHYSICAL REPORT OF OPERATIONS

As of **2019 June 30**

Department: State Universities and Colleges
 Agency: **UNIVERSITY OF EASTERN PHILIPPINES**
 Organization Code (UACS): 08 082 00 00000

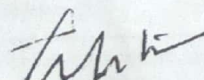
PARTICULAR	UACS CODE	Physical Targets				Total	Physical Accomplishments				Total	Variance	Remarks
		1st Quarter	2nd Quarter	3rd Quarter	4th Quarter		1st Quarter	2nd Quarter	3rd Quarter	4th Quarter			
1	2	3	4	5	6	7= (3+4+5+6)	8	9	10	11	(8+9+10+11)	13	14
2. Percentage of research outputs published in international-refereed or CHED recognized journal within the year		2.2%	4.4%	17.6%	8.8%	33%	18%	22.22%			40.22%	7.22%	
OO. Community engagement increased													
MFO 4. TECHNICAL ADVISORY EXTENSION PROGRAM	330100 000000000												
Outcome Indicators													
1. Number of active partnerships with LGUs, industries, NGAs, SMEs, and other stakeholders as a result of extension activities		8	22	26	54	36	3	2			5	31	with external funding
Output Indicators													
1. Number of trainees weighted by the length of training.		1,394	1,204	1,023	9,208	5,100	1,209	859			2,068	-3,032	
2. Number of extension programs organized and supported consistent with the SUCs mandated and priority programs.		8	4	5	80	17	10	14				7	
3. Percentage of beneficiaries who rate the training course/s and advisory services as satisfactory or higher in terms of quality and relevance.		100%	100%	100%	100%	90%	100%	100%			100%		

QUARTERLY PHYSICAL REPORT OF OPERATIONS
As of 2019 June 30


Department: State Universities and Colleges
 Agency: UNIVERSITY OF EASTERN PHILIPPINES
 Organization Code (UACS): 08 082 00 00000

PARTICULAR	UACS CODE	Physical Targets				Total 7= (3+4+5+6)	Physical Accomplishments				Total 12= (8+9+10+11)	Variance 13	Remarks 14
		1st Quarter 3	2nd Quarter 4	3rd Quarter 5	4th Quarter 6		1st Quarter 8	2nd Quarter 9	3rd Quarter 10	4th Quarter 11			
II. Locally-Funded Project(s)		200000 200002000											
1	Construction of three (3) storey Men's Residence Hall	200000 200001000	75.02%	80%	90%	90%	93%	95%					
2	Construction of Academic Building (Phase 3)			25%	40%	65%	70%	80%					
3	Repair (Rehabilitation of Academic Building)					90%	95%	100%					
4	Completion of College of Law (Phase II)				40%	80%	90%	100%					
5	Construction of Covered Court				25%	90%	95%	100%					
6	Construction of Covered Walk				45%	70%	95%	100%					
7	Improvements of classrooms (CAFNR, CAC, CBA, CE, CL, CNAHS, CS, CVM, GS, GYM)	200000 200002000			40%	90%	95%	97%					
8	Improvements of classrooms CAFNR, CAC, CBA, CE, CL, CNAHS, CS, CVM, GS, GYM (Phase II)	200000 200003000						75%					


Prepared by:


EDWIN R. CELESTINO, PhD.
 Planning Officer

In coordination with:


FERDINAND S. REYES, CPA
 Budget Officer

Approved by:


BALTAZAR G. MARTIRES, DM
 OIC President