

OFFICE FILE


QUARTERLY PHYSICAL REPORT OF OPERATIONS

As of March 31, 2020 (1st Quarter)

Department: State Universities and Colleges (SUCs)
 Agency: UNIVERSITY OF EASTERN PHILIPPINES
 Organization Code (UACS): 08 082 00 00000

PARTICULAR	UACS CODE	Physical Targets				TOTAL	Physical Accomplishment				Total	Variance	Remarks
		1st Quarter	2nd Quarter	3rd Quarter	4th Quarter		1st Quarter	2nd Quarter	3rd Quarter	4th Quarter			
1	2	3	4	5	6	= (3+4+5+6)	8	9	10	11	=(8+9+10+11)	13	14
PART A													
I. OPERATIONS													
MFO 1. HIGHER EDUCATION PROGRAM	310100 0000000												
Outcome Indicators													
1. Percentage of first-time licensure examination takers that pass the licensure exams.		13.92%	6.09%	40.89%	26.10%	87.00%	45.16%				45.16%	-41.84%	
2. Percentage of graduates (2 years prior) that are employed.		35.20%	26.40%	17.60%	8.80%	88.00%	57.19%				57.19%	-30.81%	
Output Indicators													
1. Percentage of undergraduate student population enrolled in CHED-identified and RDC-identified priority programs		47.40%	0.00%	37.60%	0.00%	85.00%	43.93%				43.93%	-41.07%	
2. Percentage of undergraduate programs accreditation		20.00%	25.00%	39.00%	16.00%	100%	100%				100%	0.00%	

ADMISSION ON AUTHORITY
RECEIVED

DATE 9/9/2020
 10:10 AM

QUARTERLY PHYSICAL REPORT OF OPERATIONS

As of March 31, 2020 (1st Quarter)

Department: State Universities and Colleges (SUCs)
 Agency: UNIVERSITY OF EASTERN PHILIPPINES
 Organization Code (UACS): 08 082 00 00000

PARTICULAR	UACS CODE	Physical Targets				TOTAL	Physical Accomplishment				Total	Variance	Remarks
		1st Quarter	2nd Quarter	3rd Quarter	4th Quarter		1st Quarter	2nd Quarter	3rd Quarter	4th Quarter			
1	2	3	4	5	6	7 = (3+4+5+6)	8	9	10	11	12 = (8+9+10+11)	13	14
MFO 2. ADVANCE EDUCATION PROGRAM	32010000 0000000												
Outcomes Indicators													
1. Percentage of graduate school faculty engaged in research work applied in any of the following:													
a. Pursuing advance research degree program (PhD.)		12.48%	12.96%	13.44%	9.12%	48.00%	75.00%				75.00%	27.00%	
b. Actively pursuing in the last three (3) years (investigative research, basic and applied scientific research, policy research, social science research)		18.26%	19.09%	20.75%	24.90%	83.00%	48.31%				48.31%	-34.69%	
c. producing technologies for commercialization or livelihood improvement		5.20%	5.40%	5.60%	3.80%	20.00%	7.87%				7.87%	-12.13%	
d. whose research work resulted in an extension program		5.72%	5.94%	6.16%	4.18%	22.00%	1.12%				1.12%	-20.88%	
Output Indicators													
1. Percentage of graduate students enrolled in research		23.14%	24.03%	24.92%	16.91%	89.00%	19.15%				19.15%	-69.85%	
2. Percentage of accredited graduate program		12.48%	12.96%	13.44%	9.12%	48.00%	96.00%				96.00%	48.00%	

QUARTERLY PHYSICAL REPORT OF OPERATIONS

As of March 31, 2020 (1st Quarter)

Department: State Universities and Colleges (SUCs)
 Agency: UNIVERSITY OF EASTERN PHILIPPINES
 Organization Code (UACS): 08 082 00 00000

PARTICULAR	UACS CODE	Physical Targets				TOTAL	Physical Accomplishments				Total	Variance	Remarks
		1st Quarter	2nd Quarter	3rd Quarter	4th Quarter		1st Quarter	2nd Quarter	3rd Quarter	4th Quarter			
1	2	3	4	5	6	7 = (3+4+5+6)	8	9	10	11	2=(8+9+10+11)	13	14
MFO 3. RESEARCH PROGRAM	32020000 0000000												
Outcome Indicators													
1. Number of research outputs in the last three years utilized by the industry or other beneficiaries		22	24	29	35	110	20				20	-90	
Output Indicators													
1. Number of research outputs completed within the year.		5	8	15	17	45	10				10	-35	
2. Percentage of research outputs published in international-refereed or CHED recognized journal within the year.		0%	0%	10.00%	23.00%	33.00%	0%				0%	-33.00%	

QUARTERLY PHYSICAL REPORT OF OPERATIONS
As of March 31, 2020 (1st Quarter)

Department: State Universities and Colleges (SUCs)
Agency: UNIVERSITY OF EASTERN PHILIPPINES
Organization Code (UACS): 08 082 00 00000


PARTICULAR	UACS CODE	Physical Targets				TOTAL	Physical Accomplishment				Total	Variance	Remarks
		1st Quarter	2nd Quarter	3rd Quarter	4th Quarter		1st Quarter	2nd Quarter	3rd Quarter	4th Quarter			
1	2	3	4	5	6	= (3+4+5+6)	8	9	10	11	=(8+9+10+11)	13	14
OO. Community engagement increased													
MFO 4. TECHNICAL ADVISORY EXTENSION PROGRAM	33010010 0001000												
Outcomes Indicator													
1. Number of active partnerships with LGUs, industries, NGAs, SMEs, and other stakeholders as a result of extension activities		9	9	9	9	36	5				5	-31	
Output Indicators													
1. Number of trainees weighted by the length of training.		1275	1275	1275	1275	5100	117				117	-4983	
2. Number of extension programs organized and supported consistent with the SUCs mandated and priority programs.		3	5	5	4	17	6				6	-11	
Percentage of beneficiaries who rate the training course/s and advisory services as satisfactory or higher in terms of quality and relevance		90.00%	90.00%	90.00%	90.00%	90.00%	100%				100%	10.00%	

QUARTERLY PHYSICAL REPORT OF OPERATIONS
As of March 31, 2020 (1st Quarter)

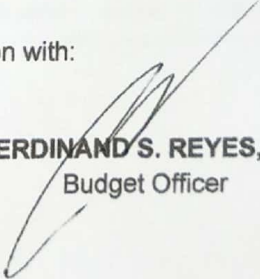
Department: State Universities and Colleges (SUCs)
Agency: UNIVERSITY OF EASTERN PHILIPPINES
Organization Code (UACS): 08 082 00 00000

PARTICULAR	UACS CODE	Physical Targets				TOTAL	Physical Accomplishment				Total	Variance	Remarks
		1st Quarter	2nd Quarter	3rd Quarter	4th Quarter		1st Quarter	2nd Quarter	3rd Quarter	4th Quarter			
1	2	3	4	5	6	= (3+4+5+6)	8	9	10	11	=(8+9+10+11)	13	14
II. Locally Funded Projects													
1. Completion of Colloge of Law Extension	31010020 0 003000	70.00%	30.00%			100%	90.00%				90.00%	-10.00%	on-going
2. Construction of Academic Building (Phase IV)	31010020 0 001000	40.00%	30.00%	20.00%	10.00%	100%	35.00%				35.00%	-65.00%	on-going
3. Completion of Research and Extension Building	31010020 0 003000	10.00%	20.00%	30.00%	40.00%	100%	0.00%				0.00%	-100.00%	On Procurement Process
4. Completion of University Academic Building (Phase IV)	31010020 0 003000	10.00%	20.00%	30.00%	40.00%	100%	0.00%				0.00%	-100.00%	On Procurement Process
5. Construction of Multi-Purpose Centennial Hall	31010020 0 001000	10.00%	20.00%	30.00%	40.00%	100%	0.00%				0.00%	-100.00%	On Procurement Process


Prepared by:


EDWIN R. CELESTINO, PhD.
Planning Officer

In coordination with:


FERDINAND S. REYES, CPA
Budget Officer

Approved:


CHERRY I. ULTRA, PhD.
President