

QUARTERLY PHYSICAL REPORT OF OPERATION
As of MARCH 2019

OFFICE OF THE
UNIVERSITY ADMINISTRATION AND FINANCE
BY: [Signature]
DATE: 4/16/19

UEP-BUDGET RECEIVED
BY: [Signature]
DATE: 4-16-19

UEP-ACCTNG! RECEIVED
BY: [Signature]
DATE: 4/16/19

Department: State Universities and Colleges
Agency: UNIVERSITY OF EASTERN PHILIPPINES
Organization Code (UACS): 08 082 00 00000

PARTICULAR	UACS CODE	Physical Accomplishments 2018				Total 7= (3+4+5+6)	Physical Targets 2019				Total 12= (8+9+10+11)	Variance as of March 31, 2019 13	Remarks 14
		1st Quarter	2nd Quarter	3rd Quarter	4th Quarter		1st Quarter	2nd Quarter	3rd Quarter	4th Quarter			
PART A													
OPERATIONS													
MFO 1. HIGHER EDUCATION PROGRAM	3101000000000000												
Outcome Indicators													
1. Percentage of first-time licensure examination takers that pass the licensure exams		92.28%	95.2%	96.5%	97.33%	87%	59.93%						
2. Percentage of graduates (2 years prior) that are employed		86.4%	89.2%	87.07%	90%	88%	69.61%						
Output Indicators													
1. Percentage undergraduate student population enrolled in CHED-identified and RDC-identified priority programs		93.47%	57.95%	64.58%	-	85%	83.74%						
2. Percentage of undergraduate programs accreditation		98%	98%	98%	100%	100%	100%						
MFO. 2 ADVANCED EDUCATION PROGRAM	3201000000000000												
Outcome Indicators													
1. Percentage of graduate school faculty engaged in research work in any of the following:													
a. Pursuing advanced research degree program Ph.D.)		52%	57%	62%	62%	48%	49%						

QUARTERLY PHYSICAL REPORT OF OPERATION

As of MARCH 2019

Department: State Universities and Colleges
 Agency: UNIVERSITY OF EASTERN PHILIPPINES
 Organization Code (UACS): 08 082 00 00000

PARTICULAR	UACS CODE	Physical Accomplishments 2018				Total 7= (3+4+5+6)	Physical Targets 2019				Total 12= (8+9+10+11)	Variance as of March 31, 2019	Remarks
		1st Quarter	2nd Quarter	3rd Quarter	4th Quarter		1st Quarter	2nd Quarter	3rd Quarter	4th Quarter			
1	2	3	4	5	6	7	8	9	10	11	12	13	14
b. Actively pursuing in the last three (3) years (investigative research, basic and applied scientific research, policy research, social science research)		85%	88%	88%	88%	83%	84%						
c. producing technologies for commercialization or livelihood improvement		25%	29%	29%	29%	20%	21%						
d. whose research work resulted in an extension program		30%	34%	34%	34%	22%	24%						
Output Indicators													
1. Percentage of graduate students enrolled in research		92%	94%	96%	96%	89%	90%						
2. Percentage of accredited graduate programs		48%	48%	48%	50%	48%	60%						
MFO 3. RESEARCH PROGRAM	320100000000000												
Outcome Indicators													
1. Number of research outputs in the last three years utilized by the industry or other beneficiaries		37.6	49	29.4	72	110	15						
Output Indicators													
1. Number of research outputs completed within the year.		11	15	12	25	45	5						
2. Percentage of research outputs published in international-refereed or CHED recognized journal within the year		7.2%	8.4%	7.5%	47%	33%	(8) 18%						
OO. Community engagement increased													

QUARTERLY PHYSICAL REPORT OF OPERATION
As of MARCH 2019

Department: State Universities and Colleges
 Agency: UNIVERSITY OF EASTERN PHILIPPINES
 Organization Code (UACS): 08 082 00 00000


PARTICULAR	UACS CODE	Physical Accomplishments 2018				Total	Physical Targets 2019				Total	Variance as of March 31 2019	Remarks
		1st Quarter	2nd Quarter	3rd Quarter	4th Quarter		1st Quarter	2nd Quarter	3rd Quarter	4th Quarter			
1	2	3	4	5	6	7= (3+4+5+6)	8	9	10	11	12= (8+9+10+11)	13	14
MFO 4. TECHNICAL ADVISORY EXTENSION PROGRAM	3301000000000000												
Outcome Indicators													
1. Number of active partnerships with LGUs, industries, NGAs, SMEs, and other stakeholders as a result of extension activities		8	22	26	54	36	3						
Output Indicators													
1. Number of trainees weighted by the length of training.		1,394	1,204	1,023	9,208	5,100	1,209						
2. Number of extension programs organized and supported consistent with the SUCs mandated and priority programs.		8	4	5	80	17	10						
3. Percentage of beneficiaries who rate the training course/s and advisory services as satisfactory or higher in terms of quality and relevance.		100%	100%	100%	100%	90%	100%						

QUARTERLY PHYSICAL REPORT OF OPERATION
As of MARCH 2019


Department: State Universities and Colleges
Agency: UNIVERSITY OF EASTERN PHILIPPINES
Organization Code (UACS): 08 082 00 00000

PARTICULAR	UACS CODE	Physical Accomplishments 2018				Total 7= (3+4+5+6)	Physical Targets 2019				Total 12= (8+9+10+11)	Variance as of March 31 2019	Remarks
		1st Quarter	2nd Quarter	3rd Quarter	4th Quarter		1st Quarter	2nd Quarter	3rd Quarter	4th Quarter			
1	2	3	4	5	6	8	9	10	11	13	14		
II. Locally-Funded Project(s)		200000200002000											
1	Construction of three (3) storey Men's Residence Hall	200000200001000	75.02%	80%	90%	90%	93%						
2	Construction of Academic Building (Phase 3)			25%	40%	65%	70%						
3	Repair (Rehabilitation of Academic Building)				90%	95%							
4	Completion of College of Law (Phase II)			40%	80%	90%							
5	Construction of Covered Court			25%	90%	95%							
6	Construction of Covered Walk			45%	70%	95%							
7	Improvements of classrooms (CAFNR, CAC, CBA, CE, CL, CNAHS, CS, CVM, GS, GYM)	200000200002000			40%	90%	95%						


Prepared by:


EDWIN R. CELESTINO, PhD.
Planning Officer

In coordination with:


FERDINAND S. REYES, CPA
Budget Officer

Approved by:


ROLANDO A. DELORINO, PhD.
UEP President